







Spotted Lanternfly (SLF) egg masses

Destroy immediately, Check 100% crop before shipping

Use this sheet to train personnel for egg mass destruction



1,2 – Typical SLF egg mass with clay-like outer covering. **3-7** – Partially or completely exposed SLF egg masses (*snake scale-like appearance*). **8** – SLF egg mass with another insect’s egg cluster. **9-11** – Lichen (not SLF). **12** – scraping SLF egg masses will have fluids detectable. (**Circle** = covered egg mass example, **Square** = exposed / snake scale-like mass example, **<** = other insect egg cluster)